

FABRICS AND COLOURS

CHARLOTTE FABRIC

WEAVE: 2x1 twill weave

WEIGHT: 180g/m²


COMPOSITION: 50% Polyester i 50% Cotton




Dimensional stability after washing +/- 2%
Suitable for industrial laundry: 85 °C



009
WHITE




279
LIGHT
GREY




289
GREY
MELANGE




149
GREY




089
LIGHT
BLUE



099
BLUE




579
TURQUOISE
LIGHT
MELANGE




479
LIGHT
TURQUOISE




079
TURQUOISE




209
DARK
NAVY
BLUE



229
CELADON



049
LIGHT
GREEN




069
DARK
GREEN



529
PINK
MELANGE



029
PINK



179
DARK
BURGUNDY

The colour shades presented in the catalogue are for reference only and may differ from the actual fabric colours.