

# FABRICS AND COLOURS

## ROFINOR FABRIC


**WEAVE:** 2x1 twill weave

**WEIGHT:** 170g/m<sup>2</sup>


**COMPOSITION:** 65% Polyester and 35% Cotton




Dimensional stability after washing +/- 2%




005  
WHITE




275  
LIGHT  
GREY




145  
GREY




085  
LIGHT  
BLUE




095  
BLUE




075  
TURQUOISE



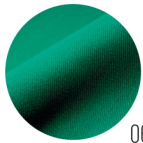
195  
DARK  
BLUE




205  
DARK  
NAVY  
BLUE




045  
LIGHT  
GREEN



065  
DARK  
GREEN



115  
RED



175  
DARK  
BURGUNDY

The colour shades presented in the catalogue are for reference only and may differ from the actual fabric colours.